

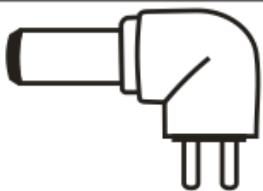
# ACD-477

## Features

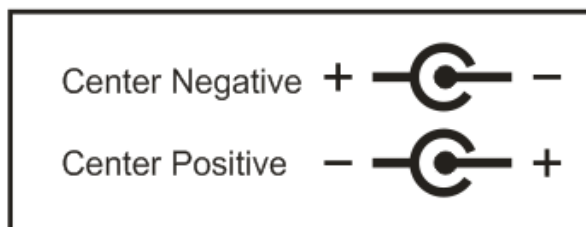
- Worldwide Input: AC 100-240v, 50/60Hz, adjusting automatically
- Regulated Output: DC 3-4.5-6-7.5-9-12V, 1200mA max
- High Efficiency: More than 80%
- Six Adaptor Plugs: For use with most small home electronic devices
- Short Circuit Protection (SCP): Self-protection against short circuit
- Innovative Design on Voltage Button Selector
- LED Power Indicator
- Compact in size, Light in weight, convenient to use, and easy to carry



Regulated DC Output: **3V** **4.5V** **6V** **7.5V** **9V** **12V**

	0.75 x 2.35mm	2.10 x 5.5mm
	1.70 x 4.0mm	1.50 x 5.0mm
	1.35 x 3.5mm	2.50 x 5.5mm

(Fig 1)



(Fig 2)

## Instructions

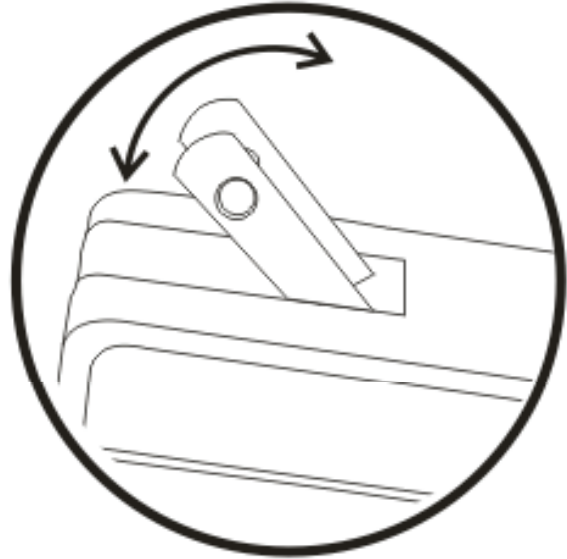
- Check the needed voltage on your electronic device and set the selector switch to the proper voltage.

- Six adaptor plugs are supplied, choose the one that best fits the external power jack.

- Check instructions and rating of the device and determine the polarity before inserting the

chosen adaptor plug into the external power jack. See Fig.2 for common symbols for tip polarity.

- Plug the adaptor into a standard electric wall outlet and operate your device as usual.



## **CAUTION**

- It is normal for this unit to generate some heat when working at its maximum capacity for an extended period of time.

- Carefully check and set the DC voltage on the unit. Your device may not work properly if improper voltage is chosen.

- Do Not set the polarity in reverse. Reversed polarity may cause permanent damage to the device.

- Do Not change output voltage when the unit is working to prevent possible damage to the device.

- Disconnect this device IMMEDIATELY from power source to prevent any possible damage when the device does not operate or when the LED is turned out by its SCP.

- Do not open, alter, and or modify this unit.



Conforms to ANSI/UL  
STD 60950-1  
Certified to CAN/CSA  
STD C22.2  
No 60950-1